

Synthesis and herbicidal activity of novel pyrazolo[3,4-*d*]pyrimidin-4-one derivatives containing aryloxyphenoxypropionate moieties

Hui Liu,^a Hong-Qing Wang^b and Zhao-Jie Liu^{a,*}

^aKey Laboratory of Pesticide and Chemical Biology, Ministry of Education, College of Chemistry, Central China Normal University, 152 Luoyu Road, Wuhan, Hubei 430079, China

^bCollege of Chemistry and Chemical Engineering, Nanhua University, Hengyang, Hunan 421001, China

Received 2 August 2006; revised 4 January 2007; accepted 23 January 2007

Available online 1 February 2007

Abstract—The 6-(4-alkoxycarbonylalkoxy)phenoxy-3-alkylthio(alkylsulfonyl)-1-phenyl-5-(substituted phenyl)pyrazolo[3,4-*d*]pyrimidin-4-ones **6** and **7** have been synthesized via the tandem aza-Wittig and annulation reactions of the corresponding iminophosphoranes **4**, aromatic isocyanates, and substituted phenols **2** in 52–98% yields. Their structures were clearly verified by spectroscopic data (IR, ¹H NMR, ¹³C NMR, MS, and elemental analysis or X-ray diffraction crystallography). And the results of preliminary bioassay indicated that these title compounds possess potential herbicidal activity against the root of rape and barnyard grass. © 2007 Elsevier Ltd. All rights reserved.

The derivatives of fused pyrimidinones have been the focus of great interest over many years due to the fact that many compounds containing a fused pyrimidinone ring play an important role in the biochemistry of the living cell.¹ Pyrazolo[3,4-*d*]pyrimidin-4-one derivatives also have extremely rich biological activities because of their structural similarity with purines,² they exhibit excellent antibacterial, antiphlogistic, and antitumor activities,³ and they are employed in the treatment of erectile dysfunction in male animals.⁴ In previous reports, various synthetic procedures have been devised for the conversion of *o*-aminonitriles and *o*-aminoesters bearing pyrazole ring to pyrazolopyrimidinone derivatives.⁵ However, 3-substituted-6-(4-alkoxycarbonylalkoxy)phenoxy pyrazolo[3,4-*d*]pyrimidin-4-ones are not easily accessible by these existing methods.

Aryloxyphenoxypropionate (APP) derivatives are a very important class of herbicides in the international market.⁶ In recent years, heterocycles were introduced to the structures of APP, which lead to the development of a new series of highly efficient herbicides, such as whip, fenthia prop-ethyl, quizalofop-ethyl, and heloxyfop-methyl.⁷ Furthermore, some heteroaryloxy-phenoxy

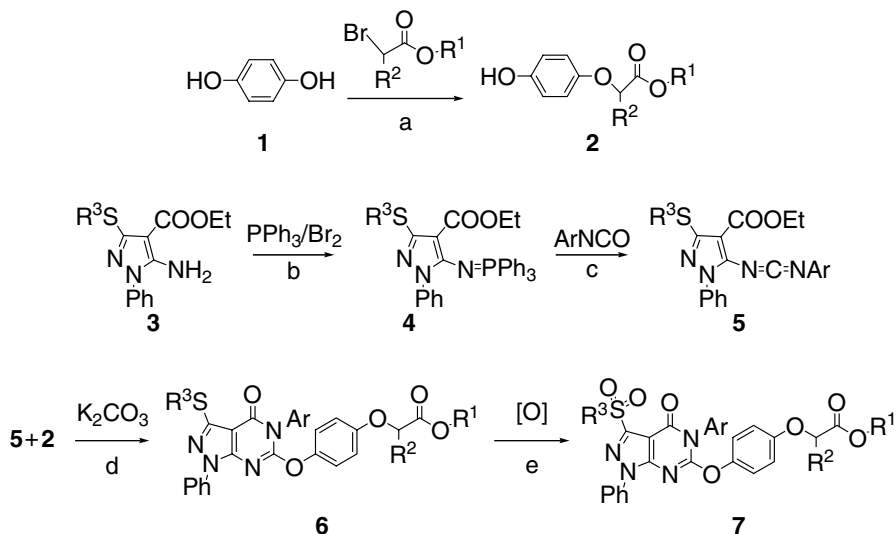
carbonates are of good fungicidal activity and anti-cancer activity.⁸

Aza-Wittig reactions of iminophosphoranes have received increasing attention in view of their utility in the synthesis of nitrogen-containing heterocyclic compounds.⁹ Recently, aza-Wittig reactions of isocyanates were used to synthesize carbodiimides, which, in turn, were able to undergo a plethora of cyclization reactions, leading to the preparation of thienodipyrimidinones,¹⁰ quinazolines,¹¹ imidazolinones,¹² pteridinones,¹³ and fused pyrimidines.¹⁴ As the continuing work of our search for new herbicidal active heterocycles,¹⁵ we designed the structures which contain both pyrazolo[3,4-*d*]pyrimidin-4-one and aryloxyphenoxypropionate (APP) moieties based on biochemical reasoning, and developed a new annulation process (Scheme 1), which proceeded smoothly via a tandem aza-Wittig and cyclization reaction to afford the novel title compounds 6-(4-alkoxycarbonylalkoxy)phenoxy-3-alkylthio(alkylsulfonyl)-1-phenyl-5-(substituted phenyl)pyrazolo[3,4-*d*]pyrimidin-4-ones **6** and **7**, in order to obtain better herbicidal activity.

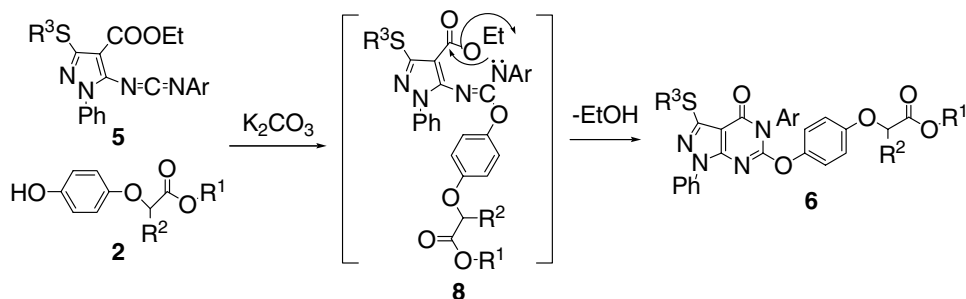
The iminophosphorane **4**, which was prepared from 3-alkylthio-5-amino-4-ethoxycarbonyl-1-phenylpyrazole **3**, reacted with aromatic isocyanate to afford carbodiimide **5**. Then reaction of 2-(4-hydroxyphenoxy)carboxylate **2** with **5** provides intermediate guanidine **8**. In the presence of catalytic amount of potassium carbonate,

Keywords: Pyrazolo[3,4-*d*]pyrimidin-4-one; Aza-Wittig reaction; Synthesis; Herbicide.

* Corresponding author. E-mail: zhjliu@mail.ccnu.edu.cn



Scheme 1. Synthesis of the title compounds **6** and **7**. Reagents and conditions: (a) R^1ONa , R^1OH , 0–35 °C, 6 h, yields 57–66%; (b) Et_3N , CH_2Cl_2 , 0 °C for 30 min then 25 °C for 26 h, yields 84%; (c) CH_2Cl_2 , rt, 2–5 h; (d) K_2CO_3 , CH_3CN , reflux, 5 h, yields 52–84%; (e) $Na_2WO_4 \cdot H_2O$, $AcOH$, 30% H_2O_2 , 50 °C, 5 h, yields 75–98%.



Scheme 2. The cyclization of carbodiimide **5** to synthesize the title compounds **6**.

the reaction took place to give **6** in moderate to good yields after recrystallization. This process can be rationalized in **Scheme 2**.

In this reaction, a variety of substituents can be tolerated in Ar group, such as electron-withdrawing groups (F,

Cl) or electron-donating group (Me). R^1 , R^2 , and R^3 also could be various alkyl groups. Satisfactory yields of **6** were obtained when polar solvent acetonitrile was used;¹⁶ furthermore, compounds **6** could be oxidized by hydrogen peroxide (H_2O_2) using sodium wolframate (Na_2WO_4) as catalyst to give the corresponding compounds **7** at about 40 °C. The results are listed in **Table 1**.

Table 1. Yields of compounds **6** and **7**

Compounds	R	R^3	R^2	R^1	Yields of 6 (%)	Yields of 7 (%)
6a , 7a	H	Me	Me	Me	80	75
6b , 7b	<i>o</i> -Cl	Me	Me	Me	73	78
6c , 7c	<i>m</i> -Me	Me	Me	Me	80	91
6d , 7d	<i>o</i> -F	Me	Me	Me	65	85
6e , 7e	H	Me	Me	Et	84	98
6f , 7f	<i>o</i> -Cl	Me	Me	Et	71	83
6g , 7g	<i>m</i> -Me	Me	Me	Et	78	86
6h , 7h	<i>m</i> -Me	Me	H	Et	82	77
6i , 7i	<i>m</i> -Me	Bn	Me	Et	52	90
6j , 7j	<i>m</i> -Me	Bn	H	Et	66	82
6k , 7k	H	Me	Me	<i>n</i> -Pr	82	78
6l , 7l	<i>o</i> -Cl	Me	Me	<i>n</i> -Pr	72	95
6m , 7m	<i>m</i> -Me	Me	Me	<i>n</i> -Pr	74	77

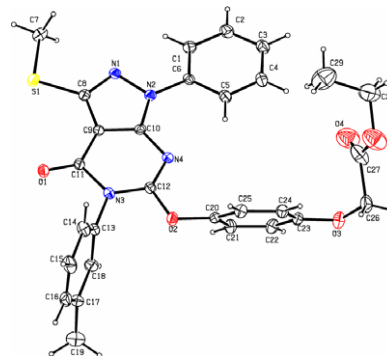


Figure 1. View and atom labeling of **6h**.

Table 2. The herbicidal activity of compounds **6** and **7**

Compound	Relative inhibition (root%/stalk%)			
	Rape (100 mg/L)	Rape (10 mg/L)	Barnyard grass (100 mg/L)	Barnyard grass (10 mg/L)
6a	96.1/76.9	40.2/20.5	93.5/68.9	63.0/44.8
6b	84.3/56.4	27.5/7.7	97.8/68.9	63.0/62.1
6c	52.2/17.8	3.3/6.7	66.7/–7.3	35.5/–5.3
6d	27.2/0.0	19.6/6.7	62.2/0.0	51.1/–31.6
6e	86.1/46.2	57.4/12.9	88.5/32.3	57.7/12.9
6f	93.1/63.5	61.4/26.9	92.3/35.5	75.0/–25.8
6g	97.0/63.5	46.5/9.6	88.5/0.0	59.6/–12.9
6h	100/100	60.4/25.0	98.1/77.4	59.6/–6.5
6i	32.2/10.6	24.4/–2.1	61.9/–6.4	33.3/–6.4
6j	64.1/24.0	20.6/20.0	75.5/–10.5	66.7/5.3
6k	44.4/14.9	21.1/–2.1	71.4/35.5	57.1/25.8
6l	36.7/8.5	5.5/10.6	64.3/25.8	53.4/25.8
6m	35.5/4.3	30.0/31.9	57.1/35.5	30.9/41.9
7a	80.4/48.9	25.0/13.3	93.3/31.6	66.7/5.3
7b	21.7/4.4	14.1/2.2	46.7/15.8	42.2/–5.3
7c	72.8/26.7	19.6/13.3	86.7/15.8	44.4/–15.8
7d	28.0/0.0	16.3/0.0	53.3/–21.0	33.3/10.5
7e	89.2/58.9	42.2/15.4	89.1/34.5	50.0/31.0
7f	81.4/48.7	29.4/5.1	89.1/47.9	63.0/37.9
7g	98.0/74.4	51.0/17.9	95.6/51.7	54.3/3.4
7h	94.1/71.8	50.0/28.2	95.6/37.9	58.7/–3.4
7i	34.8/6.7	9.8/6.7	72.5/16.7	50.0/13.3
7j	51.1/6.7	21.7/15.5	62.2/0.0	35.5/–5.3
7k	27.2/6.7	3.3/2.2	62.5/13.3	32.5/13.3
7l	67.4/42.2	17.4/–17.8	80.0/23.3	50.0/16.7
7m	63.0/31.1	14.1/13.3	80.0/20.0	35.0/13.3
2,4-D	99.0/91.2	98.1/91.2	97.5/33.3	97.5/30.8

The structures of compounds **6** and **7** were deduced from their spectra data (IR, ^1H NMR, ^{13}C NMR, MS, and elemental analysis).¹⁷ Compound **6h** was recrystallized by slow evaporation from CH_2Cl_2 , and its single crystal was analyzed by X-ray diffraction crystallography.¹⁸ The corresponding structure is shown in Figure 1. X-ray structure analysis further confirmed the proposed structure and showed that ring atoms in pyrazolo[3,4-*d*]pyrimidin-4-one moiety are essentially planar. The bond lengths of C(8)=N(1), C(9)=C(10), and C(12)=N(4) are 1.313(5), 1.371(5), and 1.283(4) Å, respectively, which are longer than the lengths of the typical C=N (1.28 Å) and C=C (1.34 Å), while the single bond lengths of C(10)–N(2), C(8)–C(9), C(9)–C(11), C(12)–N(3), and C(10)–N(4), are 1.345(5), 1.409(5), 1.432(5), 1.375(4), and 1.377(4) Å, respectively, which are significantly shorter than the lengths of typical C(sp²)–N (1.426 Å) and C–C (1.53 Å). These results show some degree of delocalization in **6h**.

The herbicidal activity of all compounds **6** and **7** against *brassica napus* (rape) and *echinocloa crus-galli* (barnyard grass) has been investigated at the dosage of 100 and 10 mg/L using the reported procedure,¹⁹ compared with distilled water and 2,4-dichlorophenoxy acetic acid (2,4-D), a commercially available herbicide in the market. The results of preliminary bioassay showed that some of them exhibit good herbicidal activities (the inhibition rates are listed in Table 2). For example, **6a**, **6f**, **6h**, **7g**, and **7h** showed more than 90% inhibitory rate to root of rape and barnyard grass at 100 mg/L. It is also interesting to note that ethyl ester showed higher herbi-

cidal activity than the corresponding methyl ester and *n*-propyl ester in general, the reason may be the hydrolysis of the products.²⁰ The investigations on *R* and *S* isomers of products are going on further.

In summary, we have developed a novel synthesis of 6-(4-alkoxycarbonylalkoxy)phenoxy-3-alkylthio(alkylsulfonyl)-1-phenyl-5-(substituted phenyl)pyrazolo[3,4-*d*]pyrimidin-4-one derivatives via tandem aza-Wittig and annulation reactions smoothly in moderate to good yields. The structure of the title compounds has both the skeletons of pyrazolo[3,4-*d*]pyrimidin-4-one and aryloxyphenoxypropionate (APP). The herbicidal tests showed that these title compounds possess herbicidal activity and could be further used as potential herbicides.

Acknowledgment

We are grateful to the National Natural Science Foundation of China (No. 20101001).

References and notes

- (a) Haraguchi, K.; Kubota, Y.; Tanaka, H. *J. Org. Chem.* **2004**, *69*, 1831; (b) Cushman, M.; Sambaiiah, T.; Jin, G.; Illarionov, B.; Fischer, M.; Bacher, A. *J. Org. Chem.* **2004**, *69*, 601; (c) Depecker, G.; Patino, N.; Giorgio, C. D.; Terreux, R.; Cabrol-Bass, D.; Bailly, C.; Aubertin, A.-M.; Condom, R. *Org. Biomol. Chem.* **2004**, *2*, 74; (d) Wnuk, S.

- F., ; Lewandowska, E.; Companioni, D. R.; Garcia, P. I., Jr.; Secrist, J. A., III *Org. Biomol. Chem.* **2004**, *2*, 120.
- (a) Bendich, A.; Russell, P. J.; Fox, J. J. *J. Am. Chem. Soc.* **1954**, *76*, 6073; (b) Kobayashi, S. *Chem. Pharm. Bull.* **1973**, *21*, 941.
 - (a) Ali, A.; Taylor, G. E.; Graham, D. W. WO 0129045, 2001; (b) Armstrong, S. A.; Berge, J. M.; Brown, P.; Elder, J. S.; Forrest, A. K.; Hamprecht, D. W.; Jarvest, R. L. WO 0071524, 2000; (c) EI-Bendary, E. R.; Badria, F. A. *Arch. Pharm.* **2000**, *333*, 99; (d) Tetsuya, A.; Shogo, M.; Fumio, I.; Masuo, Y.; Masafumi, N. EP 0733633, 1996.
 - (a) Dumaitre, B. A.; Dodic, N. EP 636626, 1994; (b) Campbell, S. F.; Mackenzie, A. R.; Wood, A. WO 16644, 1996; (c) Burchat, A. F.; Calderwood, D. J.; Friedman, M. M.; Hirst, G. C.; Li, B.-H.; Rafferty, P.; Ritter, K.; Skinner, B. S. *Bioorg. Med. Chem. Lett.* **2002**, *12*, 1687.
 - (a) Miyashita, A.; Iijima, C.; Higashino, T. *Heterocycles* **1990**, *31*, 1309; (b) Tominaga, Y.; Hondawa, Y.; Hara, M.; Hasomi, A. *J. Heterocycl. Chem.* **1990**, *27*, 775; (c) Reddy, K. H.; Reddy, A. P.; Veeranagaiah, U. *Indian J. Chem., Sect. B: Org. Chem. Including Med. Chem.* **1992**, *31*, 163; (d) Farag, A. M.; Dawood, K. M. *Heteroat. Chem.* **1997**, *8*, 45; (e) Ram, V. J.; Haque, N. *Indian J. Chem., Sect. B: Org. Chem. including Med. Chem.* **1995**, *34*, 521; (f) Guccione, S.; Monsu Scolaro, L.; Russo, F. *J. Heterocycl. Chem.* **1996**, *33*, 459; (g) Pathak, U. S.; Gandhi, S.; Rathod, I. S. *Indian J. Chem., Sect. B: Organic Chemistry including Medicinal Chemistry* **1994**, *33*, 734; (h) Taylor, E. C.; Patel, M. *J. Heterocycl. Chem.* **1991**, *28*, 1857.
 - (a) Nestler, H. J. In *Chemie der Pflanzenschutz and Shaedlingsbekaempfungsmittel Heidelberg*; Wgler, R., Ed.; Springer: Berlin, 1982; Vol. 8, p 1; (b) Gronward, J. W. *Weed Sci.* **1991**, *39*, 435; (c) Ren, K.-T.; Li, Y.-H.; Yang, H.-Z. *Pesticide* **1999**, *38*, 1.
 - Ren, K.-T.; Li, H.-Y.; Yang, H.-Z. *World Pestic.* **1998**, *20*, 23.
 - (a) Ishizaki, M. D.; Kato, S.; Itahana, H. PCT Int. App. WO 9600571, 1996; (b) Behrens, C. H.; Dusak, B. A.; Harrison, B. A. PCT Int. App. WO 9413647, 1994.
 - (a) Zhao, M.-X.; Wang, M.-X.; Yu, C.-Y.; Huang, Z.-T.; Fleet, G. W. *J. Org. Chem.* **2004**, *69*, 997; (b) Csampai, A.; Turos, G.; Kudar, V.; Simon, K.; Oeynhausen, H.; Wamhoff, H.; Sohar, P. *Eur. J. Org. Chem.* **2004**, 717; (c) Kurosawa, W.; Kan, T.; Fukuyama, T. *J. Am. Chem. Soc.* **2003**, *125*, 8112; (d) Yadav, J. S.; Srinivas, C. *Tetrahedron* **2003**, *59*, 10325.
 - Ding, M.-W.; Xu, S.-Z.; Zhao, J.-F. *J. Org. Chem.* **2004**, *69*, 8366.
 - (a) Ding, M.-W.; Chen, Y.-F.; Huang, N.-Y. *Eur. J. Org. Chem.* **2004**, 3872; (b) Ding, M.-W.; Zeng, G.-P.; Wu, T.-J. *Synth. Commun.* **2000**, *30*, 1599.
 - Ding, M.-W.; Xu, Z.-F.; Wu, T.-J. *Synth. Commun.* **1999**, *29*, 1171.
 - Okawa, T.; Eguchi, S.; Kakehi, A. *J. Chem. Soc., Perkin Trans.* **1996**, 247.
 - (a) Zhao, J.-F.; Xie, C.; Xu, S.-Z.; Ding, M.-W.; Xiao, W.-J. *Org. Biomol. Chem.* **2006**, *4*, 130; (b) Wamhoff, H.; Bamberg, C.; Herrmann, S.; Nieger, M. *J. Org. Chem.* **1994**, *59*, 3985.
 - (a) Liu, H.; Wang, H.-Q.; Liu, M.-Z.; Wang, Y.-B.; Liu, Z.-J. *Huaxue Shiji* **2005**, *27*, 265; (b) Liu, H.; Wang, H.-Q.; Liu, Z.-J. *Chin. J. Appl. Chem.* **2005**, *23*, 286; (c) Wang, H.-Q.; Liu, H.; Liu, Z.-J. *Chin. J. Org. Chem.* **2004**, *24*, 1563.
 - Ding, M.-W.; Zeng, G.-P.; Wu, T.-J. *Synth. Commun.* **1999**, *29*, 1171.
 - (a) Telschow, J. E. US 4614814, 1986; (b) Ren, K.-T.; Dai, G.-X.; Liu, Y.-X.; Yang, X.-F.; Yang, H.-Z. *Chin. J. Appl. Chem.* **1997**, *14*, 83; (c) Wang, H.-Q.; Liu, H.; Liu, Z.-J. *Chin. J. Org. Chem.* **2004**, *24*, 797; (d) Molina, P.; Alajarin, M.; Vidal, A. *Tetrahedron* **1988**, *44*, 2249; All the solvents and materials are of reagent grade and purified as required. Compound 2-(4-Hydroxyphenoxy)-carboxylate **2** was prepared according to literature procedures.^{17a,7b} Compound 3-Alkylthio-5-amino-4-ethoxycarbonyl-1-phenylpyrazole **3** was prepared according to literature procedures.^{17c} Iminophosphorane **4** was prepared according to the reported procedures.^{17d} Melting points were uncorrected. IR was recorded on a Perkin-Elmer PE-983 infrared spectrometer as KBr film with absorption in cm^{-1} . ^1H NMR spectra were recorded on Mercury Plus-400 (400 MHz) spectrophotometers. Chemical shifts are reported in ppm from TMS with the solvent resonance as the internal standard (CDCl_3 ; δ 7.26). ^{13}C NMR spectra were recorded on Mercury Plus-400 (100 MHz) spectrophotometers with complete proton decoupling spectrophotometers (CDCl_3 ; 77.2). Mass spectra were measured on a Finnigan Trace MS spectrometer. Elementary analyses were taken on a Vario EL III elementary analysis instrument. X-ray diffraction crystallography was measured on Bruker Smart Apex Area CCD.
- General procedure for the preparation of 6-(4-alkoxycarbonylalkoxy)phenoxy-3-alkylthio-1-phenyl-5-(substituted phenyl)pyrazolo[3,4-d]pyrimidin-4-ones (6a–6m).* To a solution of iminophosphorane **4** (2 mmol) in dry dichloromethane (25 mL), aromatic isocyanate (2 mmol) was added under nitrogen at room temperature. After the reaction mixture was stirred for 2–5 h, the solvent was removed off under reduced pressure, then 25 mL anhydrous acetonitrile, 2.0 mmol 2-(4-hydroxyphenoxy)-carboxylate **2**, and 0.05 g anhydrous potassium carbonate were added to the mixture. Stirring for another 5 h at refluxing and filtering, the solution was condensed under reduced pressure, the residue was recrystallized with ethanol to give pure 6-(4-alkoxycarbonylalkoxy)phenoxy-3-alkylthio-1-phenyl-5-(substituted phenyl)pyrazolo[3,4-d]pyrimidin-4-ones **6a–6m**.
- 6-[4-(1-Methoxycarbonylethoxy)]phenoxy-3-methylthio-1,5-diphenylpyrazolo[3,4-d]pyrimidin-4-one (6a).* White crystals, mp 238–240 °C; yield, 80%; IR (KBr) ν (cm^{-1}): 2990, 2926, 1753, 1704, 1604, 1574, 1547, 1516, 1500, 1347, 1204, 1136, 895, 769, 688; ^1H NMR (CDCl_3 , 400 MHz) δ 7.91 (d, 2H, $J = 7.6$ Hz, Ph), 7.26–7.52 (m, 7H, Ph), 7.20 (t, 1H, $J = 8.0$ Hz, Ar), 7.08 (dd, 2H, $J = 2.0$ and 7.2 Hz, $\text{OC}_6\text{H}_4\text{O}$), 6.90 (dd, 2H, $J = 2.0$ and 8.0 Hz, $\text{OC}_6\text{H}_4\text{O}$), 4.77 (q, 1H, $J = 6.8$ Hz, $\text{OCHC}=\text{O}$), 3.75 (s, 3H, OCH_3), 2.67 (s, 3H, SCH_3), 1.65 (d, 3H, $J = 6.8$ Hz, CH_3CHO); EI-MS (70 eV, m/z): 528 ($\text{M}^+ - 1$), 530 ($\text{M}^+ + 2$); Elemental Anal. Calcd for $\text{C}_{28}\text{H}_{24}\text{N}_4\text{O}_5\text{S}$: C, 63.62; H, 4.58; N, 10.60. Found: C, 63.49; H, 4.67; N, 10.42.
- 5-(2-Chlorophenyl)-6-[4-(1-methoxycarbonylethoxy)]phenoxy-3-methylthio-1-phenylpyrazolo[3,4-d]pyrimidin-4-one (6b).* White crystals, mp 182–183 °C; yield, 73%; IR (KBr) ν (cm^{-1}): 2989, 2955, 1754, 1718, 1591, 1573, 1545, 1352, 1190, 1099, 896, 824, 762, 689; ^1H NMR (CDCl_3 , 400 MHz) δ 7.91 (d, 2H, $J = 8.0$ Hz, Ph), 7.18–7.71 (m, 8H, Ar), 7.11 (d, 2H, $J = 8.8$ Hz, $\text{OC}_6\text{H}_4\text{O}$), 6.90 (d, 2H, $J = 9.2$ Hz, $\text{OC}_6\text{H}_4\text{O}$), 4.77 (q, 1H, $J = 6.8$ Hz, $\text{OCHC}=\text{O}$), 3.76 (s, 3H, OCH_3), 2.68 (s, 3H, SCH_3), 1.65 (d, 3H, $J = 6.4$ Hz, CH_3CHO); EI-MS (70 eV, m/z): 562 ($\text{M}^+ - 1$), 563 (M^+); Elemental Anal. Calcd for $\text{C}_{28}\text{H}_{23}\text{ClN}_4\text{O}_5\text{S}$: C, 57.93; H, 4.12; N, 9.95. Found: C, 60.00; H, 4.01; N, 10.12.
- 6-[4-(1-Methoxycarbonylethoxy)]phenoxy-5-(3-methylphenyl)-3-methylthio-1-phenylpyrazolo[3,4-d]pyrimidin-4-one (6c).* White crystals, mp 239–241 °C; yield, 80%; IR

(KBr) ν (cm^{-1}): 2989, 2927, 1753, 1701, 1602, 1573, 1548, 1501, 1349, 1195, 1135, 830, 755, 686; ^1H NMR (CDCl_3 , 400 MHz) δ 7.91 (d, 2H, $J = 8.0$ Hz, Ar), 7.17–7.42 (m, 7H, Ar), 7.08 (d, 2H, $J = 9.2$ Hz, $\text{OC}_6\text{H}_4\text{O}$), 6.90 (d, 2H, $J = 8.8$ Hz, $\text{OC}_6\text{H}_4\text{O}$), 4.77 (q, 1H, $J = 6.4$ Hz, $\text{OCHC}=\text{O}$), 3.76 (s, 3H, OCH_3), 2.68 (s, 3H, SCH_3), 2.43 (s, 3H, $m\text{-CH}_3\text{C}_6\text{H}_4$), 1.65 (d, 3H, $J = 6.4$ Hz, CH_3CHO); ^{13}C NMR (100 MHz, CDCl_3): δ 13.6, 18.7, 21.5, 52.5, 73.3, 102.4, 116.0, 120.3, 122.8, 125.4, 126.1, 129.0, 129.4, 130.2, 134.4, 138.8, 139.7, 146.0, 147.5, 151.3, 155.7, 156.4, 157.7, 172.5; EI-MS (70 eV, m/z): 542 (M^+); Elemental Anal. Calcd for $\text{C}_{29}\text{H}_{26}\text{N}_4\text{O}_5\text{S}$: C, 64.19; H, 4.83; N, 10.33. Found: C, 64.35; H, 5.01; N, 10.22.

6-[4-(1-Methoxycarbonylethoxy)]phenoxy-5-(2-fluorophenyl)-3-methylthio-1-phenylpyrazolo[3,4-d]pyrimidin-4-one (6d). White crystals, mp 205–206 °C; yield, 65%; IR (KBr) ν (cm^{-1}): 2991, 2951, 1748, 1709, 1601, 1576, 1546, 1501, 1350, 1201, 1136, 896, 829, 756, 680; ^1H NMR (CDCl_3 , 400 MHz) δ 7.90 (d, 2H, $J = 8.4$ Hz, Ar), 7.20–7.44 (m, 7H, Ar), 7.07 (dd, 2H, $J = 2.0$ and 8.8 Hz, $\text{OC}_6\text{H}_4\text{O}$), 6.90 (dd, 2H, $J = 2.0$ and 7.2 Hz, $\text{OC}_6\text{H}_4\text{O}$), 4.78 (q, 1H, $J = 7.2$ Hz, $\text{OCHC}=\text{O}$), 3.76 (s, 3H, OCH_3), 2.68 (s, 3H, SCH_3), 1.65 (d, 3H, $J = 6.8$ Hz, CH_3CHO); ^{13}C NMR (100 MHz, CDCl_3): δ 13.5, 18.6, 52.5, 73.2, 102.1, 116.0, 116.6, 116.8, 120.4, 122.2, 122.7, 124.8, 126.2, 128.9, 130.6, 131.2, 131.3, 138.7, 145.9, 147.5, 151.3, 155.7, 156.0, 156.6, 156.8, 159.1, 172.4; EI-MS (70 eV, m/z): 546 ($\text{M}^+ - 1$), 547 (M^+); Elemental Anal. Calcd for $\text{C}_{28}\text{H}_{23}\text{FN}_4\text{O}_5\text{S}$: C, 61.53; H, 4.24; N, 10.25. Found: C, 61.24; H, 4.36; N, 10.38.

6-[4-(1-Ethoxycarbonylethoxy)]phenoxy-3-methylthio-1,5-diphenylpyrazolo[3,4-d]pyrimidin-4-one (6e). White crystals, mp 213–214 °C, yield, 84%; IR (KBr) ν (cm^{-1}): 2991, 2924, 1743, 1703, 1604, 1573, 1548, 1501, 1348, 1192, 1135, 1093, 896, 830, 688; ^1H NMR (CDCl_3 , 400 MHz) δ 7.91 (d, 2H, $J = 8.0$ Hz, Ph), 7.54 (d, 2H, $J = 7.6$ Hz, Ph), 7.49 (d, 1H, $J = 7.2$ Hz, Ph), 7.31–7.37 (m, 4H, Ph), 7.20 (t, 1H, $J = 7.2$ Hz, Ph), 7.07 (d, 2H, $J = 9.2$ Hz, $\text{OC}_6\text{H}_4\text{O}$), 6.90 (d, 2H, $J = 8.8$ Hz, $\text{OC}_6\text{H}_4\text{O}$), 4.74 (q, 1H, $J = 6.8$ Hz, OCH), 4.21 (q, 2H, $J = 7.2$ Hz, OCH_2), 2.67 (s, 3H, SCH_3), 1.64 (d, 3H, $J = 6.8$ Hz, CH_3CH), 1.23 (t, 3H, $J = 6.4$ Hz, CH_2CH_3); EI-MS (70 eV, m/z): 542 (M^+), 543 ($\text{M}^+ + 1$); Elemental Anal. Calcd for $\text{C}_{29}\text{H}_{26}\text{N}_4\text{O}_5\text{S}$: C, 64.19; H, 4.83; N, 10.33. Found: C, 64.35; H, 4.67; N, 10.54.

5-(2-Chlorophenyl)-6-[4-(1-ethoxycarbonylethoxy)]phenoxy-3-methylthio-1-phenylpyrazolo[3,4-d]pyrimidin-4-one (6f). White crystals, mp 192–194 °C, yield, 71%; IR (KBr) ν (cm^{-1}): 2985, 2932, 1747, 1714, 1594, 1575, 1551, 1503, 1350, 1205, 1188, 1130, 895, 825, 778, 759; ^1H NMR (CDCl_3 , 400 MHz) δ 7.91 (d, 2H, $J = 8.4$ Hz, Ar), 7.59 (d, 1H, $J = 2.8$ Hz, Ar), 7.46 (d, 3H, $J = 3.2$ Hz, Ar), 7.33 (t, 2H, $J = 7.8$ Hz, Ar), 7.20 (t, 1H, $J = 7.2$ Hz, Ar), 7.10 (d, 2H, $J = 8.8$ Hz, $\text{OC}_6\text{H}_4\text{O}$), 6.91 (d, 2H, $J = 8.8$ Hz, $\text{OC}_6\text{H}_4\text{O}$), 4.75 (q, 1H, $J = 6.8$ Hz, OCH), 4.21 (q, 2H, $J = 7.2$ Hz, OCH_2), 2.68 (s, 3H, SCH_3), 1.65 (d, 3H, $J = 6.8$ Hz, CH_3CH), 1.24 (t, 3H, $J = 7.2$ Hz, CH_2CH_3); ^{13}C NMR (100 MHz, CDCl_3): δ 13.5, 14.3, 18.6, 61.5, 73.3, 102.2, 115.9, 120.4, 122.7, 126.2, 128.0, 128.9, 130.5, 130.8, 132.5, 138.7, 145.8, 147.6, 151.4, 155.8, 156.0, 156.7, 171.9; EI-MS (70 eV, m/z): 576 (M^+), 578 ($\text{M}^+ + 2$); Elemental Anal. Calcd for $\text{C}_{29}\text{H}_{25}\text{ClN}_4\text{O}_5\text{S}$: C, 60.36; H, 4.37; N, 9.71. Found: C, 60.57; H, 4.20; N, 9.69.

6-[4-(1-Ethoxycarbonylethoxy)]phenoxy-5-(3-methylphenyl)-3-methylthio-1-phenylpyrazolo[3,4-d]pyrimidin-4-one (6g). White crystals, mp 223–225 °C; yield, 78%; IR (KBr) ν (cm^{-1}): 2989, 2924, 1744, 1701, 1601, 1573, 1549, 1501, 1349, 1194, 1134, 1093, 831, 779, 755; ^1H NMR (CDCl_3 , 400 MHz) δ 7.91 (d, 2H, $J = 8.0$ Hz, Ar), 7.42 (t, 1H,

$J = 7.6$ Hz, Ar), 7.15–7.35 (m, 6H, Ar), 7.08 (d, 2H, $J = 8.8$ Hz, $\text{OC}_6\text{H}_4\text{O}$), 6.90 (d, 2H, $J = 8.8$ Hz, $\text{OC}_6\text{H}_4\text{O}$), 4.74 (q, 1H, $J = 7.2$ Hz, $\text{CHC}=\text{O}$), 4.21 (q, 2H, $J = 7.6$ Hz, OCH_2), 2.67 (s, 3H, SCH_3), 2.43 (s, 3H, $m\text{-CH}_3\text{Ph}$), 1.65 (d, 3H, $J = 8.4$ Hz, CHCH_3), 1.23 (t, 3H, $J = 7.2$ Hz, CH_2CH_3); EI-MS (70 eV, m/z): 556 (M^+), 557 ($\text{M}^+ + 1$); Elemental Anal. Calcd for $\text{C}_{30}\text{H}_{28}\text{N}_4\text{O}_5\text{S}$: C, 64.73; H, 5.07; N, 10.0. Found: C, 64.87; H, 4.82; N, 10.04.

6-(4-Ethoxycarbonylmethoxy)phenoxy-5-(3-methylphenyl)-3-methylthio-1-phenylpyrazolo[3,4-d]pyrimidin-4-one (6h). White crystals, mp 202–204 °C; yield, 82%; IR (KBr) ν (cm^{-1}): 2974, 2930, 1751, 1701, 1603, 1573, 1549, 1502, 1349, 1186, 1077, 911, 830, 779, 684; ^1H NMR (CDCl_3 , 400 MHz) δ 7.91 (d, 2H, $J = 8.0$ Hz, Ar), 7.43 (t, 1H, $J = 7.8$ Hz, Ar), 7.15–7.34 (m, 6H, Ar), 7.10 (d, 2H, $J = 8.8$ Hz, $\text{OC}_6\text{H}_4\text{O}$), 6.94 (d, 2H, $J = 9.2$ Hz, $\text{OC}_6\text{H}_4\text{O}$), 4.64 (s, 2H, $J = 7.2$ Hz, $\text{OCH}_2\text{C}=\text{O}$), 4.28 (q, 2H, $J = 7.2$ Hz, OCH_2), 2.67 (s, 3H, SCH_3), 1.30 (t, 3H, $J = 7.2$ Hz, OCH_2CH_3); EI-MS (70 eV, m/z): 542 (M^+), 543 ($\text{M}^+ + 1$); Elemental Anal. Calcd for $\text{C}_{29}\text{H}_{26}\text{N}_4\text{O}_5\text{S}$: C, 64.19; H, 4.83; N, 10.33. Found: C, 64.32; H, 4.64; N, 10.37.

3-Benzylsulfanyl-6-[4-(1-ethoxycarbonylethoxy)]phenoxy-5-(3-methylphenyl)-1-phenylpyrazolo[3,4-d]pyrimidin-4-one (6i). White crystals, mp 117–120 °C; yield, 52%; IR (KBr) ν (cm^{-1}): 2986, 2921, 1728, 1705, 1598, 1572, 1555, 1502, 1271, 1197, 1089, 1047, 911, 828, 762, 698; ^1H NMR (CDCl_3 , 400 MHz) δ 7.89 (d, 2H, $J = 8.8$ Hz, Ar), 7.08–7.49 (m, 12H, Ar), 7.05 (d, 2H, $J = 8.8$ Hz, $\text{OC}_6\text{H}_4\text{O}$), 6.90 (d, 2H, $J = 9.2$ Hz, $\text{OC}_6\text{H}_4\text{O}$), 4.74 (q, 1H, $J = 7.2$ Hz, $\text{OCHC}=\text{O}$), 4.49 (s, 2H, PhCH_2), 4.21 (q, 2H, $J = 6.8$ Hz, OCH_2), 2.43 (s, 3H, PhCH_3), 1.65 (d, 3H, $J = 6.8$ Hz, CHCH_3), 1.24 (t, 3H, $J = 7.2$ Hz, CH_2CH_3); ^{13}C NMR (100 MHz, CDCl_3): δ 14.3, 18.6, 21.5, 35.2, 61.5, 73.2, 102.6, 115.9, 120.3, 122.7, 125.4, 126.1, 127.3, 128.5, 128.9, 129.0, 129.3, 130.1, 134.3, 137.7, 138.7, 139.6, 145.9, 146.2, 151.2, 155.7, 156.4, 157.5, 171.9; EI-MS (70 eV, m/z): 633 (M^+), 634 ($\text{M}^+ + 1$); Elemental Anal. Calcd for $\text{C}_{36}\text{H}_{32}\text{N}_4\text{O}_5\text{S}$: C, 68.34; H, 5.10; N, 8.85. Found: C, 68.32; H, 4.94; N, 8.77.

3-Benzylsulfanyl-6-(4-ethoxycarbonylmethoxy)phenoxy-5-(3-methylphenyl)-1-phenylpyrazolo[3,4-d]pyrimidin-4-one (6j). White crystals, mp 130–131 °C; yield, 66%; IR (KBr) ν (cm^{-1}): 2980, 2919, 1759, 1701, 1598, 1572, 1544, 1503, 1193, 1085, 778, 690; ^1H NMR (CDCl_3 , 400 MHz) δ 7.86 (d, 2H, $J = 7.6$ Hz, Ar), 7.07–7.49 (m, 12H, Ar), 7.08 (d, 2H, $J = 8.8$ Hz, $\text{OC}_6\text{H}_4\text{O}$), 6.90 (d, 2H, $J = 9.2$ Hz, $\text{OC}_6\text{H}_4\text{O}$), 4.63 (3, 2H, $\text{OCH}_2\text{C}=\text{O}$), 4.50 (s, 2H, PhCH_2), 4.28 (q, 2H, $J = 7.2$ Hz, OCH_2), 2.43 (s, 3H, PhCH_3), 1.28 (t, 3H, $J = 7.2$ Hz, CH_2CH_3); ^{13}C NMR (100 MHz, CDCl_3): δ 14.3, 21.6, 60.5, 61.7, 65.9, 101.5, 115.5, 121.7, 122.6, 125.2, 126.8, 128.0, 128.8, 128.9, 129.0, 129.1, 129.7, 130.7, 131.5, 133.9, 137.6, 140.1, 145.8, 146.5, 151.9, 156.2, 156.6, 157.0, 168.6; EI-MS (70 eV, m/z): 618 ($\text{M}^+ - 1$), 619 (M^+); Elemental Anal. Calcd for $\text{C}_{35}\text{H}_{30}\text{N}_4\text{O}_5\text{S}$: C, 67.94; H, 4.89; N, 9.06. Found: C, 68.02; H, 4.94; N, 8.98.

3-Methylthio-1,5-diphenyl-6-[4-(1-propoxycarbonylethoxy)]phenoxy pyrazolo[3,4-d]pyrimidin-4-one (6k). White crystals, mp 195–197 °C; yield, 82%; IR (KBr) ν (cm^{-1}): 2974, 2919, 1746, 1701, 1604, 1573, 1548, 1500, 1347, 1191, 1134, 895, 757, 687; ^1H NMR (CDCl_3 , 400 MHz) δ 7.91 (d, 2H, $J = 8.0$ Hz, Ar), 7.20–7.57 (m, 8H, Ph), 7.08 (dd, 2H, $J = 7.2$ and 2.0 Hz, $\text{OC}_6\text{H}_4\text{O}$), 6.90 (dd, 2H, $J = 7.2$ and 2.0 Hz, $\text{OC}_6\text{H}_4\text{O}$), 4.75 (q, 1H, $J = 7.2$ Hz, $\text{CHC}=\text{O}$), 4.11 (m, 2H, OCH_2Et), 2.68 (s, 3H, SCH_3), 1.60–1.66 (m, 5H, CH_3CHO and $\text{CH}_2\text{CH}_2\text{CH}_3$), 0.87 (t, 3H, $J = 7.2$ Hz, CH_3); EI-MS (70 eV, m/z): 557 (M^+); Elemental Anal. Calcd for $\text{C}_{30}\text{H}_{28}\text{N}_4\text{O}_5\text{S}$: C, 64.73; H, 5.07; N, 10.07. Found: C, 64.92; H, 5.16; N, 9.96.

5-(2-Chlorophenyl)-3-methylthio-1-phenyl-6-[4-(1-propoxycarbonylethoxy)]phenoxy-pyrazolo[3,4-d]pyrimidin-4-one (**6l**). White crystals, mp 168–170 °C; yield, 72%; IR (KBr) ν (cm⁻¹): 2974, 1751, 1716, 1594, 1574, 1503, 1399, 1351, 1191, 896, 758; ¹H NMR (CDCl₃, 400 MHz) δ 7.91 (d, 2H, *J* = 7.6 Hz, Ar), 7.20–7.61 (m, 7H, Ar), 7.10 (d, 2H, *J* = 8.8 Hz, OC₆H₄O), 6.90 (dd, 2H, *J* = 9.2 Hz, OC₆H₄O), 4.76 (q, 1H, *J* = 6.8 Hz, CHC=O), 4.12 (t, 2H, *J* = 6.8 Hz, OCH₂Et), 2.69 (s, 3H, SCH₃), 1.61–1.66 (m, 5H, CH₃CHO and CH₂CH₂CH₃), 0.88 (t, 3H, *J* = 7.6 Hz, CH₃); EI-MS (70 eV, *m/z*): 590 (M⁺-1), 591 (M⁺); Elemental Anal. Calcd for C₃₀H₂₇ClN₄O₅S: C, 60.69; H, 4.60; N, 9.48. Found: C, 60.48; H, 4.53; N, 9.57.

5-(2-Methylphenyl)-3-methylthio-1-phenyl-6-[4-(1-propoxycarbonylethoxy)]phenoxy-pyrazolo[3,4-d]pyrimidin-4-one (**6m**). White crystals, mp 187–188 °C; yield, 74%; IR (KBr) ν (cm⁻¹): 2971, 2919, 1749, 1701, 1602, 1572, 1550, 1500, 1349, 1192, 1132, 779, 684; ¹H NMR (CDCl₃, 400 MHz) δ 7.91 (d, 2H, *J* = 8.4 Hz, Ar), 7.15–7.44 (m, 7H, Ar), 7.08 (d, 2H, *J* = 8.8 Hz, OC₆H₄O), 6.90 (d, 2H, *J* = 9.2 Hz, OC₆H₄O), 4.76 (q, 1H, *J* = 6.8 Hz, CHC=O), 4.11 (t, 2H, *J* = 6.8 Hz, OCH₂Et), 2.67 (s, 3H, SCH₃), 2.43 (s, 3H, *m*-CH₃Ph), 1.60–1.66 (m, 5H, CH₃CHO and CH₂CH₂CH₃), 0.87 (t, 3H, *J* = 7.4 Hz, CH₃); EI-MS (70 eV, *m/z*): 570 (M⁺-1), 571 (M⁺); Elemental Anal. Calcd for C₃₁H₃₀N₄O₅S: C, 65.25; H, 5.30; N, 9.82. Found: C, 65.46; H, 5.41; N, 10.01.

General procedure for the preparation of 6-(4-alkoxy carbonylalkoxy)phenoxy-3-alkylsulfonyl-1-phenyl-5-(substituted phenyl)pyrazolo[3,4-d]pyrimidin-4-ones (7a–7m). To a 25 mL flask, 1.5 mmol **6** and 15 ml acetic acid were added at room temperature, and 0.002 g (0.06 mmol) Na₂WO₄·H₂O was added with stirring. Then the reaction mixture was heated to 40 °C with vigorous stirring. Under this condition, 0.51 g (4.5 mmol) of 30% H₂O₂ was added dropped slowly, when addition is complete, the mixture was heated to 50 °C and stirred for another 5 h. The reaction mixture was chilled to room temperature and dumped to a solution that was dispensed by 0.25 g Na₂SO₃ and 20 mL water. A great deal white solid was precipitated with stirring, after filtering, pure compounds **7** were obtained after recrystallization with ethanol.

6-[4-(1-Methoxycarbonylethoxy)]phenoxy-3-methylsulfonyl-1,5-diphenylpyrazolo[3,4-d]pyrimidin-4-one (**7a**). White crystals, mp 256–258 °C; yield, 75%; IR (KBr) ν (cm⁻¹): 2999, 2917, 1753, 1731, 1596, 1573, 1551, 1499, 1329, 1191, 1134, 1088, 901, 762, 690; ¹H NMR (CDCl₃, 400 MHz) δ 7.89 (d, 2H, *J* = 8.4 Hz, Ph), 7.53–7.58 (m, 3H, Ph), 7.31–7.40 (m, 5H, Ph), 7.06 (d, 2H, *J* = 8.8 Hz, OC₆H₄O), 6.90 (d, 2H, *J* = 9.2 Hz, OC₆H₄O), 4.77 (q, 1H, *J* = 6.8 Hz, OCHC=O), 3.75 (s, 3H, OCH₃), 3.51 (s, 3H, S(O₂)CH₃), 1.65 (d, 3H, *J* = 7.2 Hz, CH₃CHO); EI-MS (70 eV, *m/z*): 560 (M⁺), 561 (M⁺+1); Elemental Anal. Calcd for C₂₈H₂₄N₄O₇S: C, 59.99; H, 4.32; N, 9.99. Found: C, 59.89; H, 4.45; N, 10.12.

5-(2-Chlorophenyl)-6-[4-(1-methoxycarbonylethoxy)]phenoxy-3-methylsulfonyl-1-phenylpyrazolo[3,4-d]pyrimidin-4-one (**7b**). White crystals, mp 153–158 °C; yield, 78%; IR (KBr) ν (cm⁻¹): 3000, 2951, 1715, 1593, 1575, 1544, 1504, 1323, 1199, 1141, 1092, 903, 829, 764, 691; ¹H NMR (CDCl₃, 400 MHz) δ 7.89 (d, 2H, *J* = 7.6 Hz, Ph), 7.27–7.50 (m, 7H, Ar), 7.09 (d, 2H, *J* = 8.8 Hz, OC₆H₄O), 6.90 (d, 2H, *J* = 8.8 Hz, OC₆H₄O), 4.77 (q, 1H, *J* = 6.8 Hz, OCHC=O), 3.76 (s, 3H, OCH₃), 3.51 (s, 3H, S(O₂)CH₃), 1.65 (d, 3H, *J* = 6.8 Hz, CH₃CHO); EI-MS (70 eV, *m/z*): 594 (M⁺), 595 (M⁺+1); Elemental Anal. Calcd for C₂₈H₂₃ClN₄O₇S: C, 56.52; H, 3.90; N, 9.42. Found: C, 56.50; H, 4.01; N, 9.32.

6-[4-(1-Methoxycarbonylethoxy)]phenoxy-5-(3-methylphenyl)-3-methylsulfonyl-1-phenylpyrazolo[3,4-d]pyrimidin-4-one (**7c**). White crystals, mp 227–228 °C; yield, 91%; IR (KBr) ν (cm⁻¹): 3012, 2928, 1753, 1723, 1598, 1574, 1545, 1501, 1324, 1202, 1140, 1096, 774, 696; ¹H NMR (CDCl₃, 400 MHz) δ 7.89 (d, 2H, *J* = 8.4 Hz, Ar), 7.46 (t, 2H, *J* = 7.6 Hz, Ar), 7.27–7.40 (m, 3H, Ar), 7.18 (d, 2H, *J* = 8.0 Hz, Ar), 7.06 (d, 2H, *J* = 9.2 Hz, OC₆H₄O), 6.90 (d, 2H, *J* = 8.8 Hz, OC₆H₄O), 4.77 (q, 1H, *J* = 6.8 Hz, OCHC=O), 3.76 (s, 3H, OCH₃), 3.51 (s, 3H, S(O₂)CH₃), 2.47 (s, 3H, *m*-CH₃C₆H₄), 1.65 (d, 3H, *J* = 6.8 Hz, CH₃CHO); ¹³C NMR (100 MHz, CDCl₃): δ 18.7, 21.5, 42.7, 52.5, 73.2, 101.0, 116.0, 121.7, 122.6, 125.2, 128.0, 128.8, 129.2, 129.7, 130.6, 133.9, 137.7, 140.0, 145.7, 147.6, 151.9, 155.9, 156.5, 157.1, 172.4; EI-MS (70 eV, *m/z*): 574 (M⁺), 576 (M⁺+2); Elemental Anal. Calcd for C₂₉H₂₆N₄O₇S: C, 60.62; H, 4.56; N, 9.75. Found: C, 60.52; H, 4.77; N, 9.89.

5-(2-Fluorophenyl)-6-[4-(1-methoxycarbonylethoxy)]phenoxy-3-methylsulfonyl-1-phenylpyrazolo[3,4-d]pyrimidin-4-one (**7d**). White crystals, mp 209–210 °C; yield, 85%; IR (KBr) ν (cm⁻¹): 2999, 2954, 1755, 1727, 1601, 1574, 1546, 1502, 1327, 1197, 1135, 1093, 901, 828, 758, 692; ¹H NMR (CDCl₃, 400 MHz) δ 7.89 (d, 2H, *J* = 7.6 Hz, Ar), 7.30–7.40 (m, 7H, Ar), 7.06 (d, 2H, *J* = 8.8 Hz, OC₆H₄O), 6.90 (d, 2H, *J* = 9.2 Hz, OC₆H₄O), 4.77 (q, 1H, *J* = 6.8 Hz, OCHC=O), 3.75 (s, 3H, OCH₃), 3.51 (s, 3H, S(O₂)CH₃), 2.44 (s, 3H, *m*-CH₃Ph), 1.65 (d, 3H, *J* = 6.8 Hz, CH₃CHO); ¹³C NMR (100 MHz, CDCl₃): δ 18.6, 21.4, 42.6, 52.5, 73.1, 101.0, 116.0, 121.6, 122.5, 127.9, 129.1, 130.5, 131.2, 137.6, 139.8, 145.7, 147.4, 151.8, 155.8, 156.5, 157.2, 172.3; EI-MS (70 eV, *m/z*): 574 (M⁺-4), 575 (M⁺-3); Elemental Anal. Calcd for C₂₈H₂₃FN₄O₇S: C, 58.13; H, 4.01; N, 9.68. Found: C, 58.24; H, 4.11; N, 9.79.

6-[4-(1-Ethoxycarbonylethoxy)]phenoxy-3-methylsulfonyl-1,5-diphenylpyrazolo[3,4-d]pyrimidin-4-one (**7e**). White crystals, mp 228–229 °C; yield, 98%; IR (KBr) ν (cm⁻¹): 2987, 2926, 1744, 1726, 1603, 1575, 1546, 1500, 1328, 1192, 1136, 1097, 904, 776, 699; ¹H NMR (CDCl₃, 400 MHz) δ 7.89 (d, 2H, *J* = 8.0 Hz, Ph), 7.53–7.59 (m, 3H, Ph), 7.31–7.40 (m, 5H, Ph), 7.06 (d, 2H, *J* = 8.8 Hz, OC₆H₄O), 6.90 (d, 2H, *J* = 9.2 Hz, OC₆H₄O), 4.74 (q, 1H, *J* = 6.8 Hz, OCH), 4.21 (q, 2H, *J* = 7.2 Hz, OCH₂), 3.51 (s, 3H, S(O₂)CH₃), 1.64 (d, 3H, *J* = 6.8 Hz, CH₃CH), 1.23 (t, 3H, *J* = 7.2 Hz, CH₂CH₃); EI-MS (70 eV, *m/z*): 574 (M⁺), 575 (M⁺+1); Elemental Anal. Calcd for C₂₉H₂₆N₄O₇S: C, 60.62; H, 4.56; N, 9.75. Found: C, 60.53; H, 4.67; N, 9.54.

5-(2-Chlorophenyl)-6-[4-(1-ethoxycarbonylethoxy)]phenoxy-3-methylsulfonyl-1-phenylpyrazolo[3,4-d]pyrimidin-4-one (**7f**). White crystals, mp 123–125 °C; yield, 83%; IR (KBr) ν (cm⁻¹): 2988, 2924, 1747, 1719, 1594, 1575, 1545, 1501, 1321, 1196, 1144, 1098, 903, 828, 766, 670; ¹H NMR (CDCl₃, 400 MHz) δ 7.89 (d, 2H, *J* = 8.0 Hz, Ar), 7.29–7.63 (m, 7H, Ar), 7.09 (d, 2H, *J* = 8.8 Hz, OC₆H₄O), 6.91 (d, 2H, *J* = 9.2 Hz, OC₆H₄O), 4.75 (q, 1H, *J* = 7.2 Hz, OCH), 4.21 (q, 2H, *J* = 7.2 Hz, OCH₂), 3.51 (s, 3H, S(O₂)CH₃), 1.65 (d, 3H, *J* = 7.2 Hz, CH₃CH), 1.24 (t, 3H, *J* = 7.2 Hz, CH₂CH₃); ¹³C NMR (100 MHz, CDCl₃): δ 14.2, 18.6, 42.6, 61.5, 73.2, 100.7, 116.0, 121.7, 122.5, 128.0, 128.3, 129.1, 130.4, 130.6, 131.2, 131.9, 132.3, 137.5, 145.5, 147.6, 152.0, 155.4, 156.0, 156.7, 171.8; EI-MS (70 eV, *m/z*): 608 (M⁺), 609 (M⁺+2); Elemental Anal. Calcd for C₂₉H₂₅ClN₄O₇S: C, 57.19; H, 4.14; N, 9.20. Found: C, 57.31; H, 4.20; N, 9.09.

6-[4-(1-Ethoxycarbonylethoxy)]phenoxy-5-(3-methylphenyl)-3-methylsulfonyl-1-phenylpyrazolo[3,4-d]pyrimidin-4-one (**7g**). White crystals, mp 215–216 °C; yield, 86%; IR (KBr) ν (cm⁻¹): 2986, 2930, 1744, 1720, 1600, 1573, 1553, 1501, 1320, 1196, 1135, 1094, 917, 759, 690; ¹H NMR

(CDCl₃, 400 MHz) δ 7.89 (d, 2H, J = 8.0 Hz, Ar), 7.46 (t, 1H, J = 7.6 Hz, Ar), 7.29–7.40 (m, 5H, Ar), 7.18 (d, 1H, J = 8.0 Hz, Ar), 7.06 (d, 2H, J = 8.8 Hz, OC₆H₄O), 6.90 (d, 2H, J = 8.8 Hz, OC₆H₄O), 4.74 (q, 1H, J = 7.2 Hz, CHC=O), 4.21 (q, 2H, J = 7.6 Hz, OCH₂), 3.51 (s, 3H, S(O₂)CH₃), 2.45 (s, 3H, *m*-CH₃Ph), 1.65 (d, 3H, J = 8.4 Hz, CHCH₃), 1.23 (t, 3H, J = 7.2 Hz, CH₂CH₃); EI-MS (70 eV, m/z): 588 (M⁺), 589(M⁺+1); Elemental Anal. Calcd for C₃₀H₂₈N₄O₇S: C, 61.21; H, 4.79; N, 9.52. Found: C, 61.33; H, 4.82; N, 9.76.

6-(4-Ethoxycarbonylmethoxy)phenoxy-5-(3-methylphenyl)-3-methylsulfonyl-1-phenylpyrazolo[3,4-d]pyrimidin-4-one (7h). White crystals, mp 234–235 °C; yield, 77%; IR (KBr) ν (cm⁻¹): 2976, 2924, 1748, 1709, 1601, 1574, 1502, 1446, 1320, 1188, 1144, 1075, 917, 833, 782, 687; ¹H NMR (CDCl₃, 400 MHz) δ 7.89 (d, 2H, J = 8.0 Hz, Ar), 7.44 (t, 1H, J = 7.8 Hz, Ar), 7.31–7.37 (m, 4H, Ar), 7.18–7.20 (m, 2H, Ar), 7.08 (d, 2H, J = 9.2 Hz, OC₆H₄O), 6.94 (d, 2H, J = 9.2 Hz, OC₆H₄O), 4.64 (s, 2H, J = 7.2 Hz, OCH₂C=O), 4.28 (q, 2H, J = 7.2 Hz, OCH₂), 3.51 (s, 3H, S(O₂)CH₃), 1.30 (t, 3H, J = 7.2 Hz, OCH₂CH₃); EI-MS (70 eV, m/z): 574 (M⁺), 575 (M⁺+1); Elemental Anal. Calcd for C₂₉H₂₆N₄O₇S: C, 60.62; H, 4.56; N, 9.75. Found: C, 60.53; H, 4.48; N, 9.87.

3-Benzylsulfonyl-6-[4-(1-ethoxycarbonylethoxy)]phenoxy-5-(3-methylphenyl)-1-phenylpyrazolo[3,4-d]pyrimidin-4-one (7i). White crystals, mp 208–210 °C; yield, 90%; IR (KBr) ν (cm⁻¹): 2984, 2930, 1721, 1599, 1574, 1502, 1197, 1095, 1047, 918, 781, 688; ¹H NMR (CDCl₃, 400 MHz) δ 7.85 (d, 2H, J = 8.2 Hz, Ar), 7.21–7.51 (m, 12H, Ar), 7.08 (d, 2H, J = 8.8 Hz, OC₆H₄O), 6.90 (d, 2H, J = 8.8 Hz, OC₆H₄O), 5.00 (s, 2H, PhCH₂S(O₂)), 4.74 (q, 1H, J = 6.8 Hz, OCHC=O), 4.21 (q, 2H, J = 6.8 Hz, OCH₂), 2.47 (s, 3H, PhCH₃), 1.66 (d, 3H, J = 6.4 Hz, CHCH₃), 1.23 (t, 3H, J = 7.2 Hz, CH₂CH₃); ¹³C NMR (100 MHz, CDCl₃): δ 14.3, 18.6, 21.6, 60.5, 61.5, 73.2, 101.4, 116.0, 121.7, 122.5, 125.2, 126.8, 127.9, 128.8, 128.9, 129.0, 129.1, 129.7, 130.6, 131.5, 133.9, 137.6, 140.1, 145.7, 146.4, 156.0, 156.6, 157.1, 171.9; EI-MS (70 eV, m/z): 665 (M⁺), 666 (M⁺+1); Elemental Anal. Calcd for C₃₆H₃₂N₄O₇S: C, 65.05; H, 4.85; N, 8.43. Found: C, 65.14; H, 4.92; N, 8.57.

3-Benzylsulfonyl-6-(4-ethoxycarbonylmethoxy)phenoxy-5-(3-methylphenyl)-1-phenylpyrazolo[3,4-d]pyrimidin-4-one (7j). White crystals, mp 230–231 °C; yield, 82%; IR (KBr) ν (cm⁻¹): 2952, 2913, 1762, 1705, 1598, 1574, 1549, 1504, 1197, 1084, 1045, 699; ¹H NMR (CDCl₃, 400 MHz) δ 7.85 (d, 2H, J = 6.8 Hz, Ar), 7.21–7.42 (m, 12H, Ar), 7.10 (d, 2H, J = 9.2 Hz, OC₆H₄O), 6.94 (d, 2H, J = 8.8 Hz, OC₆H₄O), 5.00 (s, 2H, PhCH₂S(O₂)), 4.64 (s, 2H, OCH₂C=O), 4.28 (q, 2H, J = 7.2 Hz, OCH₂), 2.48 (s, 3H, PhCH₃), 1.30 (t, 3H, J = 7.2 Hz, CH₂CH₃); ¹³C NMR (100 MHz, CDCl₃): δ 14.3, 21.5, 35.3, 61.6, 66.0, 102.6, 115.4, 120.3, 120.9, 122.3, 122.7, 125.4, 126.2, 127.3, 128.5, 128.9, 129.4, 130.2, 134.3, 137.7, 138.7, 139.7, 146.1, 146.2, 151.2, 156.0, 156.4, 157.6, 168.7; EI-MS (70 eV, m/z): 649 (M⁺-1), 650 (M⁺); Elemental Anal. Calcd for C₃₅H₃₀N₄O₇S: C, 64.60; H, 4.65; N, 8.61. Found: C, 64.75; H, 4.81; N, 8.68.

3-Methylsulfonyl-1,5-diphenyl-6-[4-(1-propoxycarbonylethoxy)]phenoxy pyrazolo[3,4-d]pyrimidin-4-one (7k). White crystals, mp 198–199 °C; yield, 78%; IR (KBr) ν (cm⁻¹): 2969, 2923, 1751, 1719, 1605, 1577, 1560, 1501, 1196, 1147, 1093, 1032, 900, 765, 571; ¹H NMR (CDCl₃, 400 MHz)

δ 7.90 (d, 2H, J = 8.0 Hz, Ar), 7.26–7.58 (m, 8H, Ph), 7.06 (d, 2H, J = 8.8 Hz, OC₆H₄O), 6.90 (d, 2H, J = 8.8 Hz, OC₆H₄O), 4.74 (q, 1H, J = 6.8 Hz, CHC=O), 4.11 (m, 2H, OCH₂Et), 3.51 (s, 3H, S(O₂)CH₃), 1.57–1.66 (m, 5H, CH₃CHO and CH₂CH₂CH₃), 0.87 (t, 3H, J = 7.6 Hz, CH₃); EI-MS (70 eV, m/z): 589 (M⁺); Elemental Anal. Calcd for C₃₀H₂₈N₄O₇S: C, 61.21; H, 4.79; N, 9.52. Found: C, 61.18; H, 4.83; N, 9.44.

5-(2-Chlorophenyl)-3-methylsulfonyl-1-phenyl-6-[4-(1-propoxycarbonylethoxy)]phenoxy pyrazolo[3,4-d]pyrimidin-4-one (7l). White crystals, mp 148–150 °C; yield, 95%; IR (KBr) ν (cm⁻¹): 2971, 1718, 1594, 1575, 1545, 1501, 1196, 1142, 1095, 903, 765; ¹H NMR (CDCl₃, 400 MHz) δ 7.91 (d, 2H, J = 8.0 Hz, Ar), 7.26–7.63 (m, 8H, Ar), 7.06 (d, 2H, J = 8.8 Hz, OC₆H₄O), 6.90 (dd, 2H, J = 9.2 Hz, OC₆H₄O), 4.75 (q, 1H, J = 6.8 Hz, CHC=O), 4.11 (t, 2H, J = 7.2 Hz, OCH₂Et), 3.51 (s, 3H, S(O₂)CH₃), 1.57–1.66 (m, 5H, CH₃CHO and CH₂CH₂CH₃), 0.87 (t, 3H, J = 7.6 Hz, CH₃); EI-MS (70 eV, m/z): 624 (M⁺); Elemental Anal. Calcd for C₃₀H₂₇ClN₄O₇S: C, 57.83; H, 4.37; N, 8.99. Found: C, 57.91; H, 4.43; N, 8.97.

5-(3-Methylphenyl)-3-methylsulfonyl-1-phenyl-6-[4-(1-propoxycarbonylethoxy)]phenoxy pyrazolo[3,4-d]pyrimidin-4-one (7m). White crystals, mp 179–181 °C; yield, 77%; IR (KBr) ν (cm⁻¹): 2969, 2923, 1751, 1717, 1601, 1577, 1553, 1502, 1199, 1147, 1093, 1046, 769, 573; ¹H NMR (CDCl₃, 400 MHz) δ 7.90 (d, 2H, J = 8.0 Hz, Ar), 7.17–7.48 (m, 8H, Ar), 7.06 (d, 2H, J = 8.8 Hz, OC₆H₄O), 6.90 (d, 2H, J = 9.2 Hz, OC₆H₄O), 4.75 (q, 1H, J = 6.8 Hz, CHC=O), 4.11 (t, 2H, J = 7.6 Hz, OCH₂Et), 3.51 (s, 3H, S(O₂)CH₃), 2.48 (s, 3H, *m*-CH₃Ph), 1.57–1.66 (m, 5H, CH₃CHO and CH₂CH₂CH₃), 0.87 (t, 3H, J = 7.4 Hz, CH₃); EI-MS (70 eV, m/z): 602 (M⁺-1), 603 (M⁺); Elemental Anal. Calcd for C₃₁H₃₀N₄O₇S: C, 61.78; H, 5.02; N, 9.30. Found: C, 61.85; H, 5.14; N, 9.29.

- Single crystal X-ray diffraction data for 6h at 292 K on a Bruker Smart Apex Area CCD equipped with Mo Ka radiation (λ = 0.71073 Å). Crystallographic data (excluding structure factors) for the structures in this paper have been deposited with the Cambridge Crystallographic Data Centre as supplementary publication No. CCDC-606703. Copies of the data can be obtained, free of charge, on application to CCDC, 12 Union Road, Cambridge CB2 1EZ, UK (fax: +44 1223 336033 or email: deposit@ccdc.cam.ac.uk).
- (a) Yang, G.-F.; Xu, L.; Lu, A.-H. *Heteroat. Chem.* **2001**, *12*, 491; (b) Yang, F.-L.; Liu, Z.-J.; Huang, X.-B.; Ding, M.-W. *Heterocycl. Chem.* **2004**, *41*, 77; Herbicidal testing of the newly synthesized compounds 6 and 7 was carried out in a plant growth room. Temperature 23 ± 1 °C, RH 60 ± 5%, light intensity 10 Klux, and photoperiod 8 h/day. Twenty seeds of each one of weed species including rape and barnyard grass were chosen for testing. Seedlings were grown in the test plate of 9 cm diameter containing two pieces of filter paper and 9 mL solution of the tested compound (100 and 10 mg/L, respectively). Distilled water was used as comparison compound. The herbicidal activity was assessed as the inhibition rate in comparison with the distilled water. The herbicidal rating score based on visual observation. Range from 0% to 100%, 0% means no effect, 100% means complete killing.
- Bewick, D. W. *Pestic. Sci.* **1986**, *17*, 349.